

FIRE DOOR LEAVES

Sliding fire doors 2hr & 4 hr

DESCRIPTION

Sliding fire doorsets consisting of door leaf, and associated track and counterweight closing system, with steel facings, available in 2 hours & 4 hours of certified fire resistance.

APPLICATIONS

Ideal for applications that require a certified sliding fire door, especially in hospitals, schools, public buildings, shopping centres, factories, warehouses, etc.

FEATURES

- Tested to AS 1530.4
- Protection of openings in 2hr & 4hr Concrete/Masonry walls.
- Facing - 1.0mm zinc-coated sheet steel as standard.
- All doors have steel channels to protect edge of door leaves.
- Available in single leaf or bi-parting (2 leaves).
- Maximum size: Refer to *Table Models Available* on Page 3.
- Low weight: rating ratio - approx weight:
 - 65mm steel clad (2 hr) - 50 kg/m² (single leaf)
 - 80mm steel clad (4 hr) - 55 kg/m² (single or bi-parting)
- Can be manufactured in sections and assembled on site for easier transport and handling.
- Strong construction ensures long service life.
- Excellent insulation and sound reducing properties.

TRACK CONFIGURATIONS

- Henderson 305 for doors up to 700kg per leaf.
- Henderson 307 for doors up to 2000kg per leaf.

DETAILS

- All sliding fire doors must overlap top and both sides of opening by 75mm.
- Wall surfaces along the travel should be level with a maximum recommended tolerance of 5mm.
- Maximum clearance between door and floor should be 10mm.
- Ensure no wall obstructions along the distance of travel.
- Ensure there is sufficient wall area around the opening for track & counterweight closing system (3 pulley system can be used if insufficient room for 1 pulley system, see drawing on pages 2 & 3).

AUTOMATIC CLOSING SYSTEM

- **Pyropanel Electric System (BCA Kit):** This system must be used if the sliding door is open when the building is in use. The door is opened manually and will be held open by an electromagnet when the building is in use. Door is closed by a counterweight. It can be closed manually using a release switch, or in the case of fire, it closes automatically upon smoke detection. The kit includes: electromagnetic hold open device, smoke detectors, warning signs, battery back up, strobe lights & siren. Please refer to NCC section C3.6 for full details of door functionality.
- **Fusible Link System:** Door is opened and closed manually. In the case of fire, the counterweight automatically pulls the door closed from any given position.

(Note: Purchaser should specify one of the above systems. Please contact Licensed distributor for more info.)

STANDARD HARDWARE

- Henderson 305 or 307 Track and brackets for wall mounting.
- Door hangers.
- Floor guide.
- Closing system as described above, including: cables, pulleys & counterweight.
- Flush-mounted door pulls.
- Steel wall-mounted door binders.
- Indicator arrow on both faces to indicate opening direction.

OPTIONAL EXTRAS

- Stainless Steel cladding.
- Vision panels (Standard size - 600 x 100mm or 300 x 200mm).
- Wicket (access) door located 300mm from bottom of sliding door available in the following sizes and ratings:
 - 2 Hours: 1980 (H) x 750 (W) mm
 - 3 Hours: 1795 (H) x 746 (W) mm(Note: Wicket door is an access door only, and should not be used for emergency access).
- Speed control device.

Pyropanel Developments Pty Ltd

Unit 1, 97 Lewis Rd, Wantirna South, Vic 3152

Ph: (03) 9837 8500 Fax: (03) 9837 8550

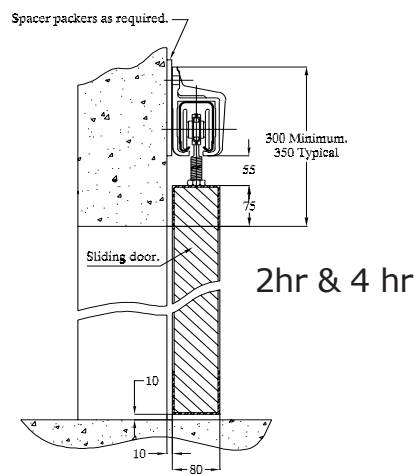
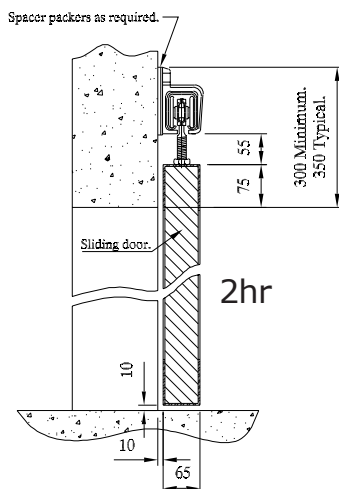
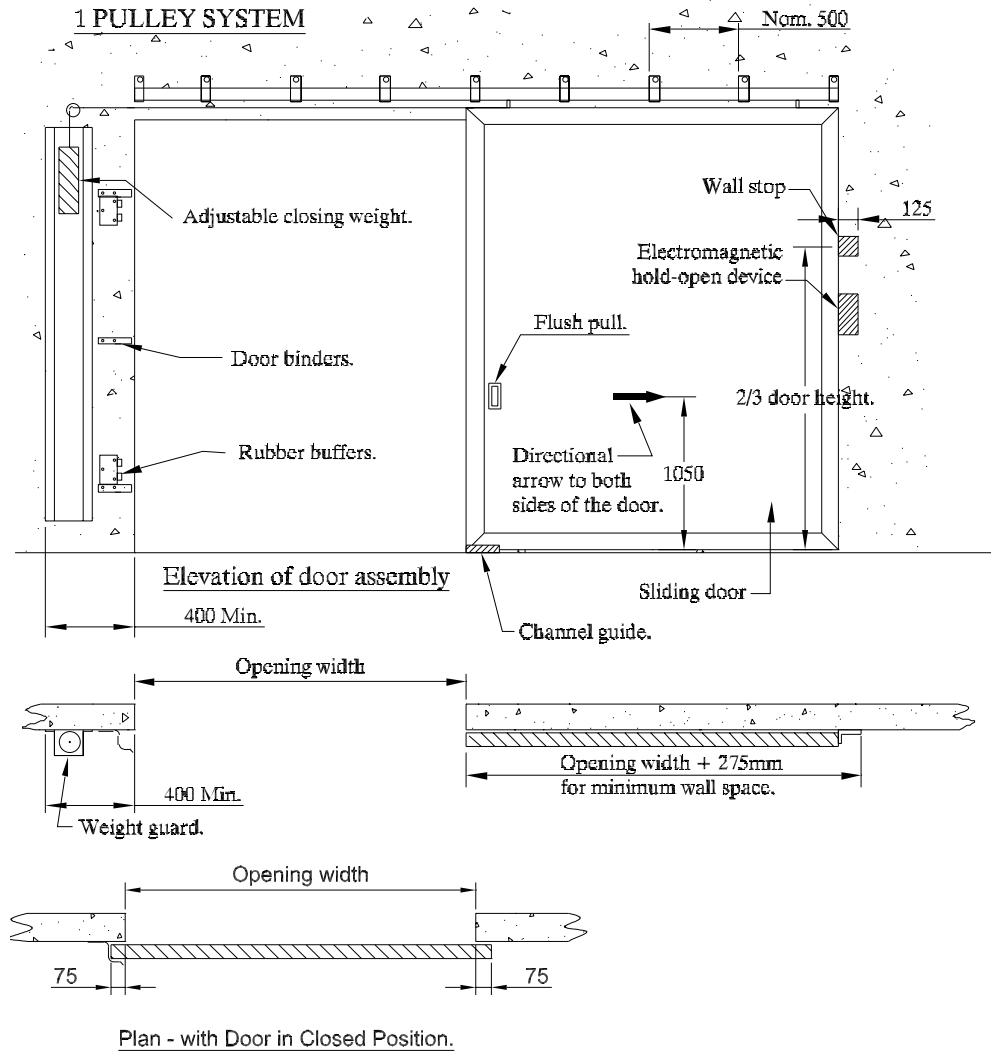
Email: sales@pyropanel.com.au

Web: www.pyropanel.com.au

Distributed by:

FIRE DOOR LEAVES

Sliding fire doors 2hr & 4 hr con't

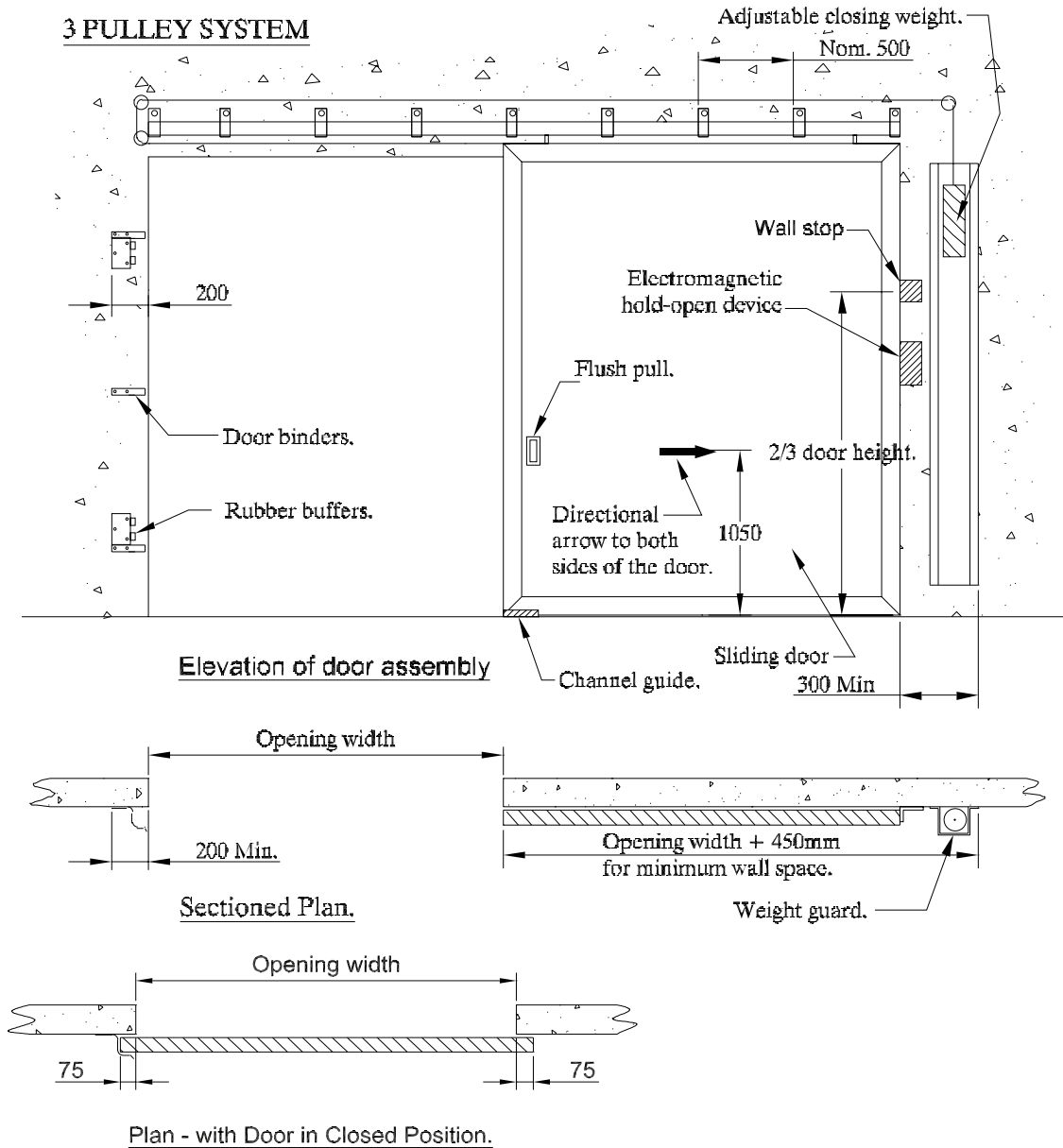


Pyropanel Developments Pty Ltd
 235 Huntingdale Rd, Oakleigh, Vic 3166
 Ph: (03) 9837 8500 Fax: (03) 9837 8550
 Email: sales@pyropanel.com.au
 Web: www.pyropanel.com.au

Distributed by:

FIRE DOOR LEAVES

Sliding fire doors 2hr & 4 hr



MODELS AVAILABLE

Model	FRL	Thick-ness	Max Leaf size - Single	Max Leaf size - Bi-parting
PSFD120-65	-/120/30	65	4000(h) x 2600(w) or 3500(h) x 3000(w)	N/A
PSFD120-80	-/120/120	80	5000(h) x 6000(w)#	5000(h) x 6000(w)#
PSFD240-80	-/240/120	80	5000(h) x 6000(w)#	5000(h) x 6000(w)#

Max height 5m, Width can be increased provided the area of the door leaf does not exceed 30m².

HOW TO SPECIFY

Eg, "Door to be a Pyropanel PSFD120-80 Sliding Fire Rated Door*, 80mm thick*, -/120/30 FRL*, Pyropanel BCA Kit*, including track, fittings and counterweight closing system*, with the following options: (eg, vision panels, wicket door, etc*)

* denotes example - delete, change or specify as required

Pyropanel Developments Pty Ltd
 235 Huntingdale Rd, Oakleigh, Vic 3166
 Ph: **(03) 9837 8500** Fax: (03) 9837 8550
 Email: sales@pyropanel.com.au
 Web: www.pyropanel.com.au

Distributed by:

Pyropanel Developments has a policy of continuous improvement and reserves the right to change methods and specifications without notice.
 Note: The Tech Sheet is an uncontrolled document, If printed please refer to the Tech-Sheet on the website to check if this document is valid.