

Fire Collars

PYROPANEL® “PYRORAP” – The intumescent wrap for plastic pipe systems.

“Pyrorap” is an intumescent wrap contained in a plastic bag and is designed to intumesce under fire conditions for nominal bore uPVC pipes from 20-100mm nominal bore. It is designed for core-hole or block-out applications. Under fire conditions the “Pyrorap” will prevent the passage of flames and hot gases penetrating through fire-rated floors and walls providing a fire resistant barrier for up to four (4) hours.



Application

Pyrorap has been designed especially for core-hole, block-out and retro-fit applications and is a cost effective, labour saving alternative for the fire rating of uPVC pipes.

Recommended for use in:

- High rise construction
- Flats
- Townhouses
- Apartments

Fire Test Data

Pyrorap is tested and approved in accordance with AS 1530 Part 4, 1997 and can achieve a fire resistance rating of up to four (4) hours.

Product Warranty

Pyrorap has a twenty-five year warranty on the intumescent material contained in the sealed plastic bag.

Smoke Seal

If a smoke seal is required, use Pyropanel® “Multiflex” sealant in accordance with manufacturer’s instructions.



Pyrorap Features

- A cost effective method of fire rating
- Quick and easy to install
- A “one” component system
- Tight fitting around pipe once installed
- Australian made.

Technical Service

For complete technical and further information, contact Pyropanel® on +61 3 9735 5688 or your nearest Pyropanel® distributor.

N.B. Do not remove contents of plastic bag.

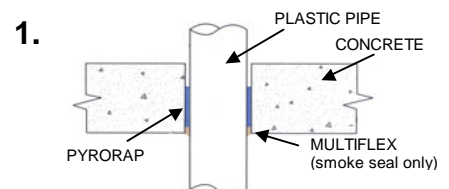
TABLE OF SIZES

Product Code	Product Name	To Suit Nom. Pipe [mm]	uPVC Pipe O.D. [mm]	Core Hole Size Nom. [mm]
CLPY020	Pyrorap 20	20	26.6	35
CLPY025	Pyrorap 25	25	33.4	45
CLPY032	Pyrorap 32	32	42.1	52
CLPY040	Pyrorap 40	40	43.1	67
CLPY050	Pyrorap 50	50	56	75
CLPY065	Pyrorap 65	65	69.1	92
CLPY080	Pyrorap 80	80	82.7	102
CLPY100	Pyrorap 100	100	110.4	132

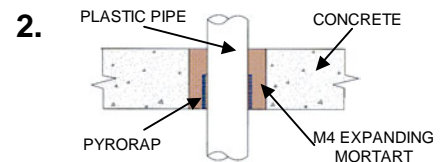
**Core hole size is nominal and may be varied. If in doubt, contact your nearest Pyropanel® distributor.

Installation Instructions

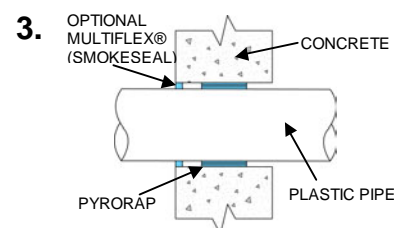
1. Wrap Pyrorap around the pipe and use a flexible tape to hold the Pyrorap.
2. Slide Pyrorap into the core-hole to required depth.
3. Apply Multiflex sealant between the wall of the core hole and Pyrorap to achieve a smoke seal (if required).



Standard Core-Hole Detail



Oversized Core-Hole Application



Wall application up to 150mm thick (for walls greater than 150mm thick, contact Pyropanel®).

NB – No back grouting in walls.